

DIESEL GENERATING SET 400/230 V - 50 HZ - 3 PHASE

MODEL			AC2750
Power Pf. 0.8	Standby	kVA	2750
		kW	2200
	DCP	kVA	2500
		kW	2000

Standby Rating (ESP) : Applicable for supplying power to varying electrical load for the duration of power interruption of a reliable utility source. ESP is in accordance with ISO 8528-1. Overload is not allowed.

Data Centre power (DCP) : Data center power is defined as being the maximum power which a generating set is capable of delivering while supplying a variable or continuous electrical load and during unlimited run hours.

SOUND ATTENUATED TYPE PERFORMANCE		
Noise Level	dB(A)	80 dB(A)@1m
Vibration		According to ISO 8528-9
ATB		50°C
ISO8528-5		G3 class

- ✓ High quality, reliable and complete power unit
- ✓ Compact design
- ✓ Easy start and maintenance possibility
- ✓ Every generating set is subject to a comprehensive test program which includes full load testing, checking and provision of all control and safety shut down functions testing
- ✓ Fully engineered with a wide range of options and accessories

AC2750



Aksa Power Generation(China) Co., Ltd

Add: No.19 Tongjiang North Road, Changzhou New District,
Changzhou / China

Tel: +86(0)519 8515 0205

Web: www.aksapowergen.com

AKSA reserves the right of final interpretation for all contents
Please contact AKSA for product details and the latest configuration



Official Website

Version 202502

**POWER
YOUR
FUTURE**

DCP 2000kW

ENGINE

Model	QSK60G23, Emission Compliance EPA Tier 2	
Engine Power Output at rated rpm	kWm	2388
	HP	3202
Aspiration and Cooling	Turbocharged and Low Temperature Aftercooled	
Total Displacement	Litre	60.2
No. of Cylinders and Build	16 Cylinder Vee	
Engine Speed	rpm	1500
Bore and Stroke	mmxmm	159 x 190
Compression Ratio	14.5 : 1	
Governor	Electronic (ECM)	
Fuel Consumption at full load	L/hr	496.5
Fuel Tank Capacity	Litre	1000
Oil Capacity	Litre	397
Coolant Capacity	Litre	1224
Radiator Cooling Air	m ³ /min	2160
Air Intake – Engine	m ³ /min	163.8
Exhaust Gas Flow	m ³ /min	405.18

- ✓ Heavy duty Cummins diesel engine
- ✓ Four stroke, water cooled, turbocharged & aftercooled
- ✓ Direct injection fuel system
- ✓ Electronic Governor system
- ✓ 24 Vdc starter and charge alternator
- ✓ Replaceable fuel filter, oil filter and dry element air filter

- ✓ Cooling radiator and fan
- ✓ Starter battery including Rack and Cables
- ✓ Flexible fuel connection hoses and manual oil sump drain valve
- ✓ Exhaust silencer and steel bellows
- ✓ Jacket water heater(at automatic models)
- ✓ Operation manuals and circuit diagram documents

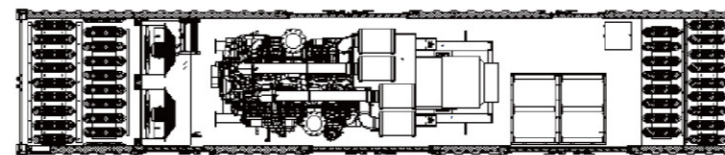
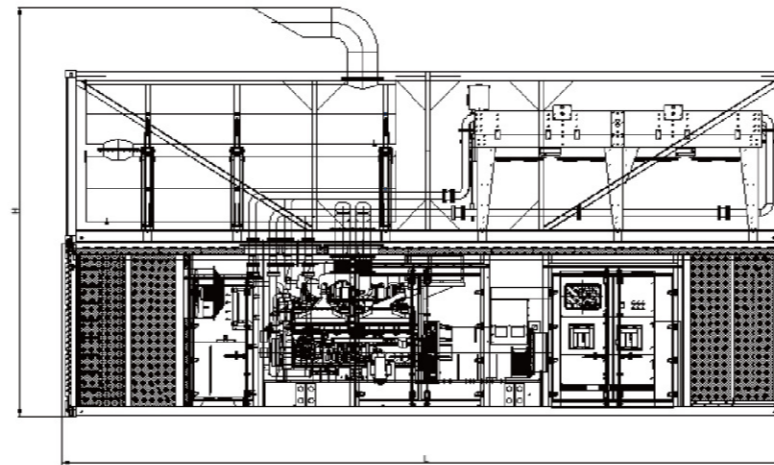
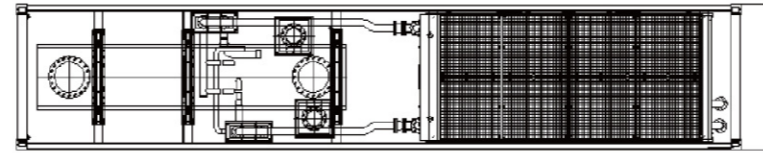
ALTERNATOR

Model	S7L1D-K
Design	Brushless single bearing, revolving field
Stator	2/3 pitch
Rotor	Single bearing, flexible disc
Insulation System	Class H
Standard Temperature Rise	125 - 163°C Continuous
Exciter Type	PMG Excited
Phase Rotation	A (U), B (V), C (W)
Alternator Cooling	Direct drive centrifugal blower fan
AC Waveform Total Harmonic Distortion	No load < 1.5%. Non distorting balanced linear load < 5%
Telephone Influence Factor (TIF)	<50 per NEMA MG1-22.43
Telephone Harmonic Factor (THF)	<2%

- ✓ Brushless, single bearing system, flexible disc, 4 poles
- ✓ Insulation class H
- ✓ Standard degree of protection IP23
- ✓ PMG-exciting and self-regulating

- ✓ Impregnation with tropicalised epoxy varnish
- ✓ Digital Voltage Regulator
- ✓ Stator winding with 2/3 pitch for improved harmonics

CONTAINER



DIMENSIONS

SOUND ATTENUATED TYPE		
Dimensions (L x W x H)	mm	12256 x 2438 x 6890
Dry Weight	kg	30000

OPTIONAL EQUIPMENTS

Alternator

- ✓ Anti-condensation Heater
- ✓ Alternator RTD
- ✓ DVR: DECS 150

Panel

- ✓ Feeder Panel
- ✓ Dual Battery charger
- ✓ Extension module
- ✓ Industrial Ethernet Switches

Accessories

- ✓ 1000L fuel tank, double wall
- ✓ Low noise Remote radiator: Horizontal type
- ✓ Dual fuel-water separator systems
- ✓ Low fuel level alarm
- ✓ SS316 Hospital grade silencer
- ✓ Battery
- ✓ ISO 40HC Container
- ✓ Forced circulation heater
- ✓ Dual starter: with redundant starter motor
- ✓ Dual parallel-piped fuel filters

AUTOMATIC GENSET CONTROLLER AGC 150



GENERAL DESCRIPTION

The AGC 150 is an easy-to-use control unit containing all necessary functions for protection and control of a genset.

It can be used as a single unit for one genset, or it can be connected in a complete power management system with up to 32 controllers for synchronising projects, island or parallel to the mains.

The power management system handles the load sharing between gensets and the load-dependent start and stop.

AGC 150 contains all necessary 3-phase measuring circuits, and all values and alarms are presented on the sun proof LCD display.

APPLICATIONS

The AGC 150 is a compact all-in-one unit designed for the following applications:

PLANT MODE	APPLICATIONS
Island mode	Power plant with synchronizing generators or a stand-alone generator. It can also be used in critical power plants.
Automatic Mains Failure	Critical power/emergency standby plants, black start generator.
Fixed power	Power plant with fixed kW setpoint (including building load).
Peak shaving	Power plant where a generator supplies peak load demand paralleled to the mains.
Load take-over	Plant mode where the load is moved from mains to generator, for example peak demand periods or periods with risk of power outages.
Mains power export	Power plant with fixed kW set point (excluding building load).

Easy power management setup

The AGC 150 includes Easy Connect. This means:

- When gensets are connected via CANbus, the controllers automatically detect each other.
- If more gensets are connected via CANbus later, these will also be detected automatically.
- Application configuration possible via the display.

Easy and user-friendly interface

- Parameters access via the display and the Utility Software.
- Pre-configured sensor curves.
- Draw and play application setup via the Utility Software.
- Full power management compatibility with other AGC controllers from DEIF.

Hybrid support

Generator controller in a micro-grid system, together with DEIF controller ASC-4 (PV and Battery).

Engine Drive version

- Controller for engine applications with or without pumps. Remote Display version.
- Controller to be used as a second display unit for a master controller.

New design - Easy to mount

- Adaptive mimic, with easy switching between applications.
- Compact design making it suitable for all applications.

Guided experience

Only buttons relevant for a function are visible to the user. User levels in settings.

Configure three user levels with a password for each level: Customer, Service and Master. Configure each parameter for a level, and only the parameters relevant for the user are shown.

Shortcut menu

Configurable shortcuts give the user easy access to frequently used functions.

PLC functions

Programmable functions (M-Logic) in a user-friendly environment.

Alarm and Event logging

View historical alarms and events on the display and with the Utility Software (up to 500 alarms and 500 events).

Graphical Display

View important genset and/or system information on the easy-to-read graphical display, shown as text, symbols, numbers, and even a graphical synchroscope. Built-in analogue AVR and GOV control. Eliminates the need for external equipment (voltage and PWM).

CIO support

AGC 150 supports CANbus based I/Os, which increases the number of inputs and outputs.

Stage V and Tier 4 Final

AGC 150 can be used with the latest electrical Tier 4 Final engines and show values requested by Stage V.